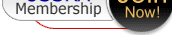





## USSRA SRA Member Profile Access in RailStation-MEMBERSHIP/LOGIN DIRECTIONS

- 1) Members can keep their records current & can update their own profiles including address, phone & email directly on RailStation.
- 2) This ensures you will continue to receive all communication from the organization:
  - a. League information
  - b. Email newsletters & announcements
  - c. SQUASH MAGAZINE



### To JOIN the USSRA & Local SRA online: No prior membership is in the system

- 1) Go to [www.us-squash.org](http://www.us-squash.org) and click on 
- 2) Answer **No** to both questions if have not played leagues or tournaments-**click GO (if you have a record already-you will get an error message-SEE RENEWAL DIRECTIONS NEXT SECTION)**
- 3) Fill in your personal info-click next & proceed to SRA selection list
- 4) USSRA basic is preselected-click your local SRA choice from list or US Direct at bottom-click next
- 5) Fill in credit card info & submit-print out your payment receipt-print button at bottom of page-you will also receive a confirmation email-**Your USSRA # is on the receipt, including your exp. date info and SRA info**
- 6) PLEASE WRITE DOWN LOGIN INFO- EMAIL & PASSWORD FOR FUTURE USE
- 7) Your membership card & Magazine will arrive in 4-5 weeks.

### To RENEW your USSRA & Local SRA online: Prior membership is in the system

- 1) Go to [www.us-squash.org](http://www.us-squash.org) and click on 
- 2) Answer **YES** to question-**click login button**
- 3) Enter Login- the email & password login you set up originally-click Sign In button.
- 4) Personal profile with your info comes up
- 5) Review profile & correct info-click next- SRA selection list
- 6) If Date of Birth is incorrect, please contact RS support to update it
- 7) USSRA basic is pre-selected-check local SRA choice from list or USSRA direct-click next
- 8) Fill in the credit card info- submit-Print payment receipt-print button-bottom of page-email confirmation will be sent-**Your USSRA # on receipt.**
- 9) If you have forgotten or are not sure you have a login/password-you can do the following:
  - a) Click on **DON'T HAVE A PASSWORD**, [CLICK HERE](#) -enter Last name & either USSRA # or DOB -submit- reset login info- submit
  - b) Contact RS Support to get login info-or help
  - c) Click on [Forgot Password](#) - your password is sent via email in account

### To update your information in the System: Login to RailStation

- 1) Go to [www.us-squash.org](http://www.us-squash.org) and click on the RailStation Logo 
- 2) Click LOGIN button 
- 3) Enter email & password - sign in-"Welcome John Doe" upper right
- 4) Please do not attempt to change your existing record
- 5) If you do not know your USSRA # or your DOB is incorrect in the record-- please call the USSRA office at 610-667-4006 ext. 13
- 6) To update & review your personal profile-click "**My Account**" link - top of page
- 7) **Note:** To view Tournament, league, ladder & ranking information LOGIN not required.
- 8) Have a fun squash season!